




HOPPE pull handles

# For All HOPPE Door and Window Handles ...



## HOPPE Pull handles

Pull handles are an integral part of the HOPPE product range: from straight bar-shaped models – often available with either a round or a square basic shape – to flat bow-shaped, semi-circular, triangular and even U-shaped versions, there is sure to be the perfect solution for any style of entrance door. All these options offer impressive durability and come with HOPPE's standard 10-year guarantee on the mechanical function.

In addition to the classic natural surface colour of our aluminium pull handles, our stainless-steel pull handles score not only with an elegant matt look, but also with a trendy matt black finish perfectly matching current furnishing styles.

Assembly is quick and easy: HOPPE pull handles can be mounted on aluminium, PVC and timber doors – either on one side or in pairs – using the tried-and-tested HOPPE pull handle fixing system.

Non-standard lengths available upon request.






## The duravert® product line


for the discerning



E5513D  
Page 8



M516  
Page 9



M517  
Page 9



## The duraplus® product line

more than usual



(E)5010  
Page 12, 14



(E)5110  
Page 12, 23



(E)5210  
Page 12, 24



(E)5310  
Page 13, 24



E5000  
Page 13



E5011  
Page 15





E5012  
Page 16



E5014  
Page 17



E5015  
Page 17



E5040  
Page 18



E5061  
Page 19



E5062  
Page 20



E5091  
Page 21



E5095  
Page 22



E5100  
Page 22



E5200  
Page 23



E5311  
Page 25



E5511  
Page 25



E5606  
Page 26



E5718  
Page 26



E5724  
Page 27



E5726  
Page 28




E5766  
Page 29



# Pull Handles





for the discerning **duravert**<sup>®</sup>

## E5513D

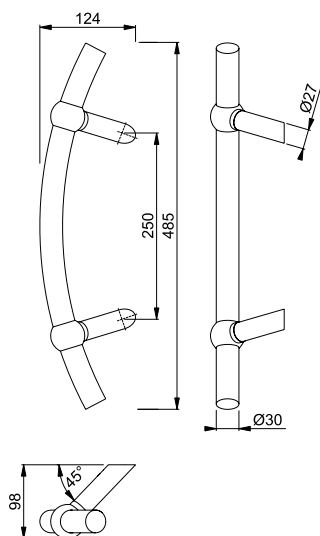
duraver<sup>®</sup>

HOPPE stainless steel bow-shaped pull handle with design elements:

- Design elements: connecting rings to the supports
- Supports: round, inclined at an angle of 45°
- Fixing: concealed, pull handle fixing system no. 11



Description	Ø	Length		F69			P.U.	O.C.
		Distance	Art. no.					
Bow-shaped pull handle with design grooves, piece	30		<b>1841531</b>				1	1
		250						
		300	1841653					1



## Athinai - M516

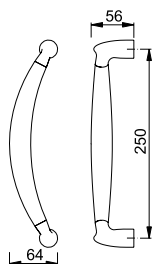
duraver<sup>®</sup>

HOPPE brass bow-shaped pull handle:

- Fixing: concealed, pull handle fixing system no. 11



Description	Distance	F77-R					P.U.	O.C.
		Art. no.						
Bow-shaped pull handle, piece	250	<b>1894499</b>					1	5



The Resista<sup>®</sup> guarantee applies to all finishes with the letter **R** in the finish key.

**Resista<sup>®</sup>**



■ **Athinai - M517**

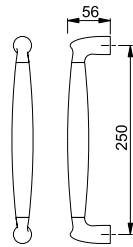
duraver<sup>®</sup>

HOPPE brass straight pull handle:

- Fixing: concealed, pull handle fixing system no. 11



Description	Distance	F77R/F52R	P.U.	O.C.
		Art. no.		
Straight pull handle, piece	250	<b>3054717</b>	1	8



The Resista<sup>®</sup> guarantee applies to all finishes with the letter **R** in the finish key.

**Resista<sup>®</sup>**

■ **Athinai - M517/19**

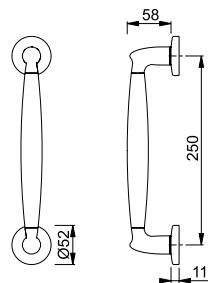
duraver<sup>®</sup>

HOPPE brass straight pull handle with roses:

- Fixing: concealed, multi-purpose screws



Description	Distance	F77R/F52R	P.U.	O.C.
		Art. no.		
Straight pull handle with roses, piece	250	<b>3054709</b>	1	5



The Resista<sup>®</sup> guarantee applies to all finishes with the letter **R** in the finish key.

**Resista<sup>®</sup>**

# Pull Handles





more than usual **duraplus**<sup>®</sup>

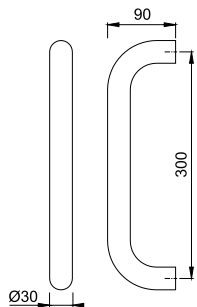
## 5010

duraplus®

HOPPE aluminium straight pull handle:

- Fixing: concealed, pull handle fixing system no. 11

Description	Ø	Distance	F1				P.U.	O.C.
			Art. no.					
Straight pull handle, piece	30	300	<b>8051229</b>				1	5
		350	6859177				1	5



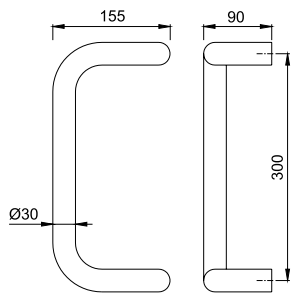
## 5110

duraplus®

HOPPE cranked aluminium pull handle:

- Fixing: concealed, pull handle fixing system no. 11

Description	Ø	Distance	F1				P.U.	O.C.
			Art. no.					
Cranked pull handle, piece	30	300	<b>8051419</b>				1	5
		350	8051385				1	5



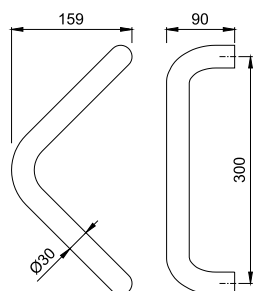
## 5210

duraplus®

HOPPE aluminium triangular pull handle:

- Fixing: concealed, pull handle fixing system no. 11

Description	Ø	Distance	F1				P.U.	O.C.
			Art. no.					
Triangular pull handle, piece	30	300	<b>8051336</b>				1	5



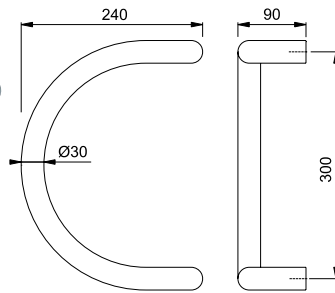
■ **5310**

duraplus®



HOPPE aluminium semi-circular pull handle:  
• Fixing: concealed, pull handle fixing system no. 11

Description	Ø	Distance	F1				P.U.	O.C.
			Art. no.					
Semi-circular pull handle, piece	30	300	<b>8051260</b>				1	5
		350	8051252				1	5



■ **E5000**

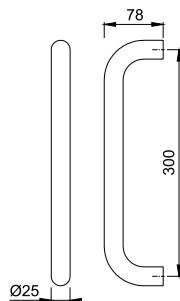
duraplus®



HOPPE stainless steel straight pull handle:  
• Fixing: concealed, pull handle fixing system no. 11  
**Non-standard lengths available upon request**  
• Fixing distance: 400-1,200 mm is possible  
• Please state required fixing distance.



Description	Ø	Distance	F69				P.U.	O.C.
			Art. no.					
Straight pull handle, piece	25	300	<b>553648</b>				1	5
		350	602551				1	5





## ■ E5010

duraplus®

HOPPE stainless steel straight pull handle:

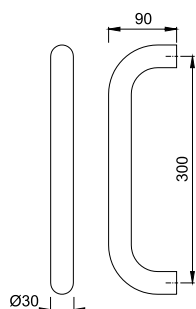
- Fixing: concealed, pull handle fixing system no. 11

### Non-standard lengths available upon request

- Fixing distance: 301-2,400 mm is possible
- Support: from a fixing distance of 1,301 mm an additional support is recommended
- Please state required fixing distance and the additional support if requested.



Description	Ø	Distance	F69			P.U.	O.C.
			Art. no.				
Straight pull handle, piece	30	300	<b>556144</b>			1	5
		350	602599			1	5





■ **E5011**

duraplus®



HOPPE stainless steel bar-shaped pull handle:

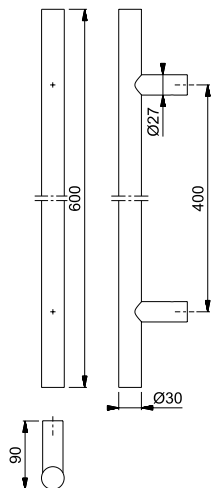
- Supports: round, straight
- Fixing: concealed, pull handle fixing system no. 11

**Non-standard lengths available upon request**

- Length of the handle: 250-2,600 mm is possible
- Fixing distance: 100-2,570 mm is possible
- Supports: from a fixing distance of 1,301 mm an additional support is recommended
- Please state required handle length, fixing distance and the additional support if requested. Kindly state position of the supports if asymmetric positioning is requested.



Description	Ø	Length	F69	F9714M			P.U.	O.C.	
		Distance	Art. no.	Art. no.					
Bar-shaped pull handle, piece	30	400	6520605				1	5	
		300							
		500	2010595					1	5
		300							
		600	2010624	<b>11841308</b>				1	5
		400							
		800	2010632	11797952				1	5
		560							
		1000	2010659	11827622				1	5
		700							
		1200	2010974	11797964				1	1
		900							
1400	2010982	11827634				1	1		
1000									
1600	2011029	11827221				1	1		
1200									
1800	2011037	11835448				1	1		
1300									



## ■ E5012

duraplus®

HOPPE stainless steel bar-shaped pull handle:

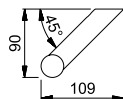
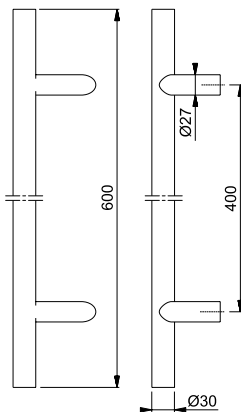
- Supports: round, inclined at an angle of 45°
- Fixing: concealed, pull handle fixing system no. 11

### Non-standard lengths available upon request

- Length of the handle: 250-2,600 mm is possible
- Fixing distance: 100-2,570 mm is possible
- Supports: from a fixing distance of 1,301 mm an additional support is recommended
- Please state required handle length, fixing distance and the additional support if requested. Kindly state position of the supports and handing of the pull handle (pointing to the left or the right) if asymmetric positioning of the supports is requested.



Description	Ø	Length	F69	F9714M			P.U.	O.C.	
		Distance	Art. no.	Art. no.					
Bar-shaped pull handle, piece	30	400	8124414				1	5	
		300							
		500	2011053					1	5
		300							
		600	2011061	<b>11821954</b>				1	5
		400							
		800	2011555	11797976				1	5
		560							
		1000	2011571	11827646				1	5
		700							
		1200	2011598	11797988				1	1
		900							
		1400	2011643	11830864				1	1
1000									
1600	2011678	11827269				1	1		
1200									
1800	2011707	11835497				1	1		
1300									





■ **E5014**

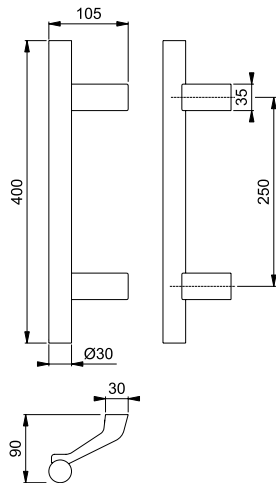

duraplus®

HOPPE stainless steel bar-shaped pull handle:

- Supports: cranked, aluminium
- Fixing: concealed, pull handle fixing system no. 11



Description	Ø	Length	F69/F1-2				P.U.	O.C.
		Distance	Art. no.					
Bar-shaped pull handle, piece	30	400	<b>2206301</b>				1	5
		250						
		500	2206344				1	1
		300						
		600	2206387				1	1
		400						
		800	2206424				1	1
560								
1000	2206459				1	1		
700								



Special lengths on request.



■ **E5015**

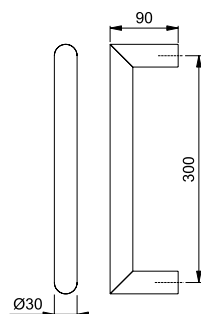
duraplus®

HOPPE stainless steel straight pull handle, mitred angles:

- Fixing: concealed, pull handle fixing system no. 11
- **Non-standard lengths available upon request**
- Fixing distance: 301-2,600 mm is possible
- Please state required fixing distance.



Description	Ø	Distance	F69				P.U.	O.C.
			Art. no.					
Straight pull handle, mitred corners, piece	30	300	<b>2206766</b>				1	5
		350	2206782				1	5



Special lengths on request.

## ■ E5040

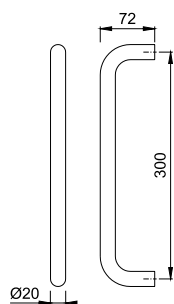
duraplus®

HOPPE stainless steel straight pull handle pair:

- Fixing: concealed, for pull handle fixing system no. 5



Description	Ø	Distance	F69				P.U.	O.C.
			Art. no.					
Straight pull handle, pair	20	200	2799240				1	5
		300	<b>2799258</b>				1	5
		650	2799274				1	5





■ **E5061**

duraplus®

HOPPE stainless steel bar-shaped pull handle:

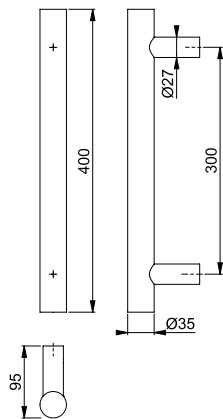
- Supports: round, straight
- Fixing: concealed, pull handle fixing system no. 11

**Non-standard lengths available upon request**

- Length of the handle: 250-2,600 mm is possible
- Fixing distance: 100-2,570 mm is possible
- Supports: from a fixing distance of 1,301 mm an additional support is recommended
- Please state required handle length, fixing distance and the additional support if requested. Kindly state position of the supports if asymmetric positioning is requested.



Description	Ø	Length	F69				P.U.	O.C.
		Distance	Art. no.					
Bar-shaped pull handle, piece	35	400	<b>3225070</b>				1	5
		300					1	5
		500	3225299				1	5
		300					1	5
		600	3225301				1	5
		400					1	5
		800	3225310				1	5
		560					1	5
		1000	3225336				1	5
		700					1	5
		1200	3225344				1	1
		900					1	1
1400	3225361				1	1		
1000					1	1		
1600	3225387				1	1		
1200					1	1		
1800	3225395				1	1		
1300					1	1		





## ■ E5062

duraplus®

HOPPE stainless steel bar-shaped pull handle:

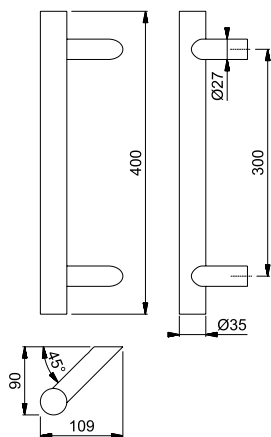
- Supports: round, inclined at an angle of 45°
- Fixing: concealed, pull handle fixing system no. 11

### Non-standard lengths available upon request

- Length of the handle: 250-2,600 mm is possible
- Fixing distance: 100-2,570 mm is possible
- Supports: from a fixing distance of 1,301 mm an additional support is recommended
- Please state required handle length, fixing distance and the additional support if requested. Kindly state position of the supports and handing of the pull handle (pointing to the left or the right) if asymmetric positioning of the supports is requested.



Description	Ø	Length	F69				P.U.	O.C.
		Distance	Art. no.					
Bar-shaped pull handle, piece	35	400	<b>3225117</b>				1	5
		300					1	5
		500	3225408				1	5
		300					1	5
		600	3225432				1	5
		400					1	5
		800	3225441				1	5
		560					1	5
		1000	3225459				1	5
		700					1	5
		1200	3225467				1	1
		900					1	1
		1400	3225475				1	1
1000					1	1		
1600	3225483				1	1		
1200					1	1		
1800	3225491				1	1		
1300					1	1		





■ **E5091**

duraplus®



HOPPE stainless steel pull handle with D-shaped cross section of the bar:

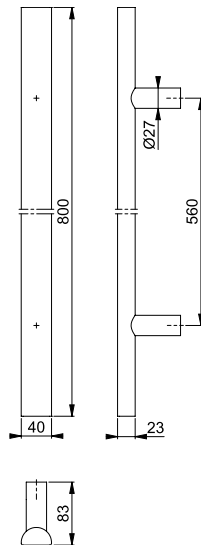
- Supports: round, straight
- Fixing: concealed, pull handle fixing system no. 11

**Non-standard lengths available upon request:**

- Length of the handle: 270-2,000 mm is possible
- Fixing distance: 100-1,970 mm is possible
- Supports: from a fixing distance of 1,301 mm an additional support is recommended
- Please state required handle length, fixing distance and the additional support if requested. Kindly state position of the supports if asymmetric positioning is requested.



Description	<input type="checkbox"/>	Length	F69	F9714M			P.U.	O.C.	
		Distance	Art. no.	Art. no.					
Pull handle with D-shaped cross section of the bar, piece		600	11825133	11827889			1	1	
		400							
		800	11681391	<b>11827658</b>				1	1
		560							
		1000	11681408	11827665				1	1
		700							
		1200	11681415	11827671				1	1
		900							
		1400	11681421	11827683				1	1
1000									
1600	11681512	11827695				1	1		
1200									
1800	11681433	11835539				1	1		
1300									



## E5095

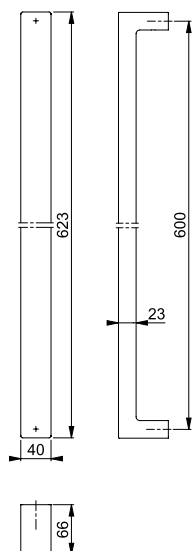
duraplus®

HOPPE stainless steel pull handle with D-shaped cross-section of the bar, return-to-door shape:

- Fixing: concealed, pull handle fixing system no. 11



Description	Distance	F69	F9714M	P.U.	O.C.
		Art. no.	Art. no.		
Pull handle with D-shaped cross-section of the bar, return-to-door shape, piece	600	11825595	<b>11827713</b>	1	1
	800	11825601	11827725	1	1
	1000	11681378	11829874	1	1
	1200	11681445	11829953	1	1
	1400	11681457	11829965	1	1
	1600	11681469	11829977	1	1



## E5100

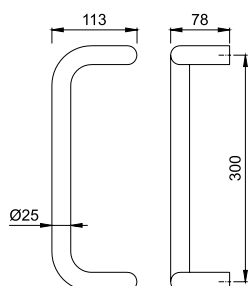
duraplus®

HOPPE cranked stainless steel pull handle:

- Fixing: concealed, pull handle fixing system no. 11



Description	Ø	Distance	F69	P.U.	O.C.
			Art. no.		
Cranked pull handle, piece	25	300	<b>602575</b>	1	5
		350	556090	1	5





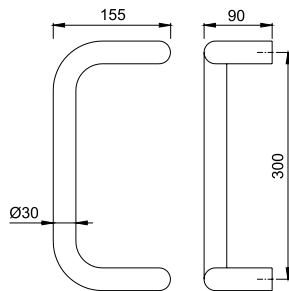
■ **E5110**

duraplus®

HOPPE cranked stainless steel pull handle:  
• Fixing: concealed, pull handle fixing system no. 11



Description	Ø	Distance	F69				P.U.	O.C.
			Art. no.					
Cranked pull handle, piece	30	300	<b>602605</b>				1	5
		350	610563				1	5



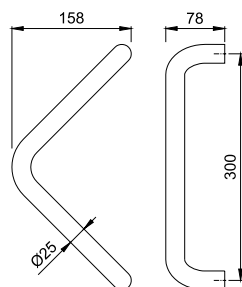
■ **E5200**

duraplus®

HOPPE stainless steel triangular pull handle:  
• Fixing: concealed, pull handle fixing system no. 11



Description	Ø	Distance	F69				P.U.	O.C.
			Art. no.					
Triangular pull handle, piece	25	300	<b>573578</b>				1	5
		350	610556				1	5



## ■ E5210

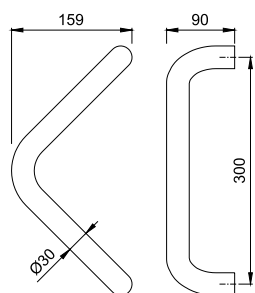
duraplus®

HOPPE stainless steel triangular pull handle:

- Fixing: concealed, pull handle fixing system no. 11



Description	Ø	Distance	F69				P.U.	O.C.
			Art. no.					
Triangular pull handle, piece	30	300	<b>556106</b>				1	5
		350	595297				1	5



## ■ E5310

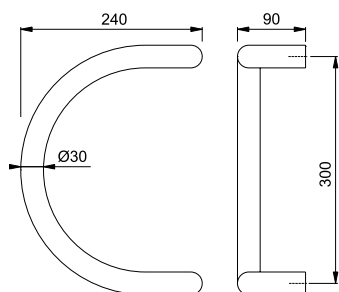
duraplus®

HOPPE stainless steel semi-circular pull handle:

- Fixing: concealed, pull handle fixing system no. 11



Description	Ø	Distance	F69				P.U.	O.C.
			Art. no.					
Semi-circular pull handle, piece	30	300	<b>6804538</b>				1	5
		350	598212				1	5





■ **E5311**

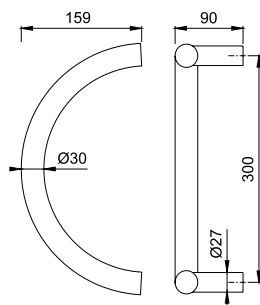
duraplus®

HOPPE stainless steel semi-circular pull handle:

- Supports: round, straight
- Fixing: concealed, pull handle fixing system no. 11



Description	Ø	Distance	F69				P.U.	O.C.
			Art. no.					
Semi-circular pull handle, piece	30	300	<b>588282</b>				1	5
		350	610617				1	5



■ **E5511**

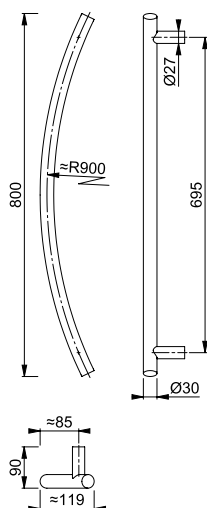
duraplus®

HOPPE stainless steel bow-shaped pull handle:

- Supports: round, straight
- Fixing: concealed, pull handle fixing system no. 11
- **Please note: tolerances may be possible due to production technology; door preparation should only be made after reception of the product**



Description	Ø	Length	F69				P.U.	O.C.
		Distance	Art. no.					
Bow-shaped pull handle, piece	30	350	2707940				1	5
		210						
		800	<b>2611059</b>				1	1
		695						
Bow-shaped pull handle with additional third support, piece	30	1200	2694851				1	1
		1000						
Bow-shaped pull handle with additional third support, piece	30	1600	2694860				1	1
		1400						



## ■ E5606

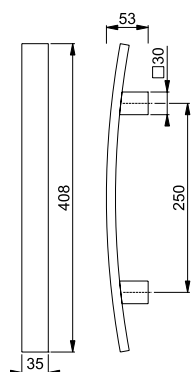
duraplus®

HOPPE stainless steel bow-shaped rectangular pull handle:

- Supports: square, straight
- Fixing: concealed, pull handle fixing system no. 11



Description	Ø	Length	F69			P.U.	O.C.
		Distance	Art. no.				
Bow-shaped rectangular pull handle, piece		408	<b>2206871</b>			1	5
		250					
		500	2420375			1	5
		350					
		697	2292473			1	5
		500					



## ■ E5718

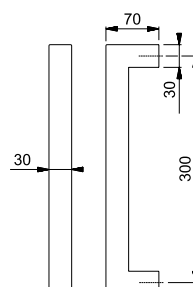
duraplus®

HOPPE stainless steel straight angular pull handle, mitred angles:

- Fixing: concealed, pull handle fixing system no. 11



Description	□	Length	F69			P.U.	O.C.
		Distance	Art. no.				
Straight angular pull handle, mitred angles, piece	30x30	330	<b>3226030</b>			1	5
		300					
		500	3226048			1	1
		470					





duraplus®

■ **E5724**



HOPPE stainless steel rectangular bar-shaped pull handle:

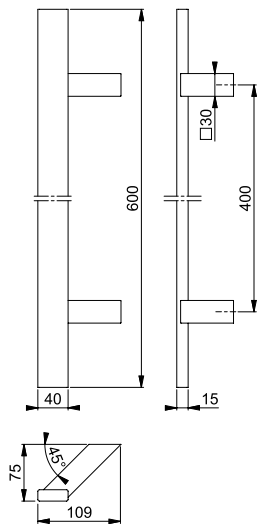
- Supports: square, inclined at an angle of 45°
- Fixing: concealed, pull handle fixing system no. 11

**Non-standard lengths available upon request**

- Length of the handle: 250-2,600 mm is possible
- Fixing distance: 180-2,560 mm is possible
- Supports: from a fixing distance of 1,301 mm an additional support is recommended
- Please state required handle length, fixing distance and the additional support if requested. Kindly state position of the supports and handing of the pull handle (pointing to the left or the right) if asymmetric positioning of the supports is requested.



Description	□	Length	F69	F9714M			P.U.	O.C.	
		Distance	Art. no.	Art. no.					
Rectangular bar-shaped pull handle, piece	40x15	400	3977458				1	5	
		300							
		500	3977466					1	5
		300							
		600	3977474	<b>11831789</b>				1	5
		400							
		800	3977503	11827300				1	5
		560							
		1000	3977520	11831790				1	5
		700							
		1200	3977538	11827312				1	1
		900							
1400	3977554	11835588				1	1		
1000									
1600	3977589	11827361				1	1		
1200									
1800	3977597	11835576				1	1		
1300									



## ■ E5726

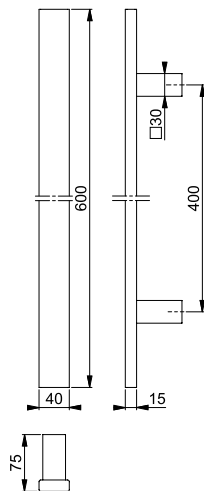
duraplus®

HOPPE stainless steel rectangular bar-shaped pull handle:

- Supports: square, straight
  - Fixing: concealed, pull handle fixing system no. 11
- Non-standard lengths available upon request**
- Length of the handle: 250-2,600 mm is possible
  - Fixing distance: 180-2,560 mm is possible
  - Supports: from a fixing distance of 1,301 mm an additional support is recommended
  - Please state required handle length, fixing distance and the additional support if requested. Kindly state position of the supports if asymmetric positioning is requested.



Description	□	Length	F69	F9714M			P.U.	O.C.	
		Distance	Art. no.	Art. no.					
Rectangular bar-shaped pull handle, piece	40x15	400	3977239				1	5	
		300							
		500	3977255					1	5
		300							
		600	3977263	<b>11698561</b>				1	5
		400							
		800	3977280	11827476				1	5
		560							
		1000	3977298	11842453				1	5
		700							
		1200	3977343	11827488				1	1
		900							
1400	3977351	11835680				1	1		
1000									
1600	3977360	11827543				1	1		
1200									
1800	3977386	11835595				1	1		
1300									



■ **E5766**

duraplus®



HOPPE stainless steel square bar-shaped pull handle:

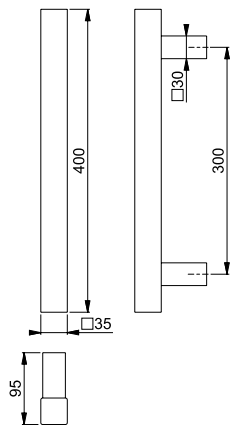
- Supports: square, straight
- Fixing: concealed, pull handle fixing system no. S-9 M8

**Non-standard lengths available upon request:**

- Length of the handle: 250-2,600 mm is possible
- Fixing distance: 180-2,560 mm is possible
- Supports: from a fixing distance of 1,301 mm an additional support is recommended
- Please state required handle length, fixing distance and the additional support if requested. Kindly state position of the supports if asymmetric positioning is requested.









Description	□	Length	F69				P.U.	O.C.
		Distance	Art. no.					
Square bar-shaped pull handle, piece	35x35	400	<b>3975591</b>				1	5
		300					1	5
		500	3975604				1	5
		300					1	5
		600	3975612				1	5
		400					1	5
		800	3975621				1	5
		560					1	5
		1000	3975639				1	5
		700					1	5
		1200	3975647				1	1
		900					1	1
1400	3975655				1	1		
1000					1	1		
1600	3975663				1	1		
1200					1	1		
1800	3975671				1	1		
1300					1	1		



# Explanation of Attributes and Symbols

## Explanation of attributes

Denomination	Description	Attribute
<b>Brand attributes</b>	<ul style="list-style-type: none"> <li>distinguish all HOPPE products</li> <li>convey the brand promise</li> </ul>	 10-year guarantee on the mechanical operation  Made in Europe  DIN EN ISO 14001 Environmentally-considerate manufacturing
<b>Special attributes</b>	<ul style="list-style-type: none"> <li>underline a unique selling proposition or an essential additional benefit of the HOPPE brand product</li> </ul>	 10-year surface guarantee
<b>Product attributes</b>	<ul style="list-style-type: none"> <li>present important information on a product or a benefit of the product</li> <li>are identified with the pictograms designed by HOPPE</li> </ul>	 Stainless steel  Solid brass

## Explanation of symbols

$\varnothing$	diameter
<b>duravert</b> <sup>®</sup> <b>duraplus</b> <sup>®</sup> <b>duranorm</b> <sup>®</sup>	HOPPE divides its product range into three lines based on the customers' different requirements in price and perception of value – <b>duravert</b> <sup>®</sup> , <b>duraplus</b> <sup>®</sup> and <b>duranorm</b> <sup>®</sup> . <b>duraplus</b> <sup>®</sup> stands for the medium product line.

## Finishes

### Aluminium



**F1**  
silver effect

### Stainless steel



**F69**  
satin



**F69/F1-F2**  
mat silver effect



**F9714M**  
black matt

### Brass



**F77-R**  
brass-coloured,  
polished – **Resista**<sup>®</sup>



**F77R/F52R**  
brass coloured, pol-  
ished/satin – **Resista**<sup>®</sup>

HOPPE Nordic Countries Oy  
Hyrylänkatu 8  
FI-04300 Tuusula

Tel. +358 9 25 84 34 24  
info.nordic@hoppe.com  
www.hoppe.com

---

## Trading partners in the Nordic Countries:

Trading partner in Sweden:

BESLAGSKONSULT AB  
Neongatan 11  
SE-431 53 Mölndal

Tel. +46 31 91 40 30  
info@beslagskonsult.se  
www.beslagskonsult.se

Trading partner in Finland:

Scancerco OY  
Mestarintie 13  
FI-01730 Vantaa

Tel. +358 40 1625 227  
myynti@scancerco.fi  
www.scancerco.fi

Trading partner in Denmark:

KH TRADE AS  
Theilgaard's Allé 3A, "Den Hvide By"  
DK-4600 Køge

Tel. +45 70 23 40 30  
info@kh-trade.dk  
www.kh-trade.dk

Trading partner in Norway:

BOYESEN & MUNTHE A/S  
Tvetenveien 152  
NO-0671 Oslo

Tel. +47 23 34 70 00  
post@boyesen-munthe.no  
www.boyesen-munthe.no